

CHROME VERSION 108 NEW AND EXPERIMENTAL FEATURES

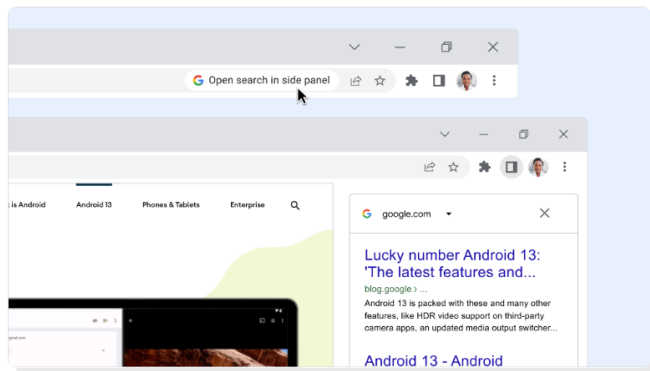
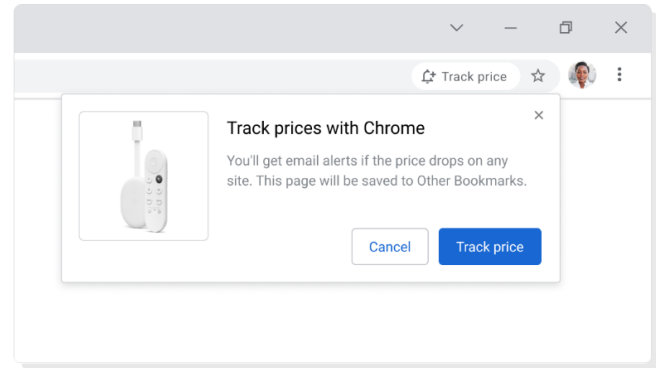
SHOPPING

Save money and time as you shop

Track the price of a product across several online stores at once. You'll get an email if the price drops on any site so you can buy when the price is right for you.

1. Go to an online store and find a product you want to track.
2. Click **Track price** in the address bar.
3. Click **Track price** to start tracking the item. Price drop emails will go to the Google Account you're signed into.
4. To stop tracking a product, click **Tracking price** in the address bar, then **Untrack**.

This feature is available when you're signed in.



PRODUCTIVITY

Compare search results faster from the new side panel

Expand the side panel to quickly compare search results without having to click the back button.

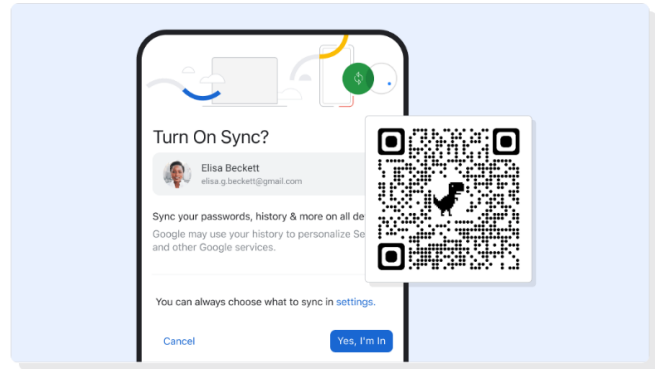
1. Enter your search into the address bar and click on a result.
2. In the address bar, click **Open search in side panel**.
3. Your search results will open in the side panel. Click on a result and the page will open in your current tab so you can easily compare pages and results.

PRODUCTIVITY

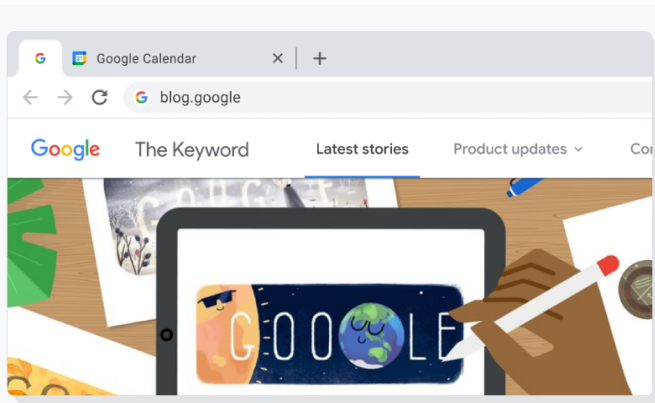
Access your passwords on the go

Use your saved passwords to easily sign in to websites and apps on your phone. Just download Chrome for iOS or Android, sign in and sync.

1. Use your phone's camera to scan this QR code to open the App or Play Store. Then download and open Chrome.
2. Tap **Chrome menu** > **Settings** > **Turn on sync.**
3. Choose the Google Account you want to use. Then tap **Yes, I'm in.**
4. To see, add or edit your passwords:
 - a. On iPhone, tap **Chrome menu** > **Passwords** .
 - b. On Android, tap **Chrome menu** > **Settings** > **Passwords** .



[Learn more about sync](#)

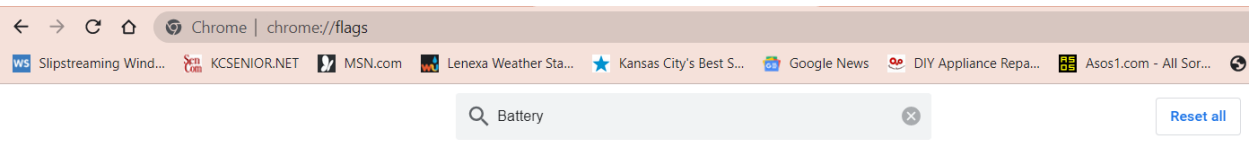


CHROME TIP

Pin a tab so it's always in the same place

Pinned tabs move in front of other open tabs and stay there, making it easy to get to your most important tabs quickly.

1. Right-click on a tab then click **Pin**.
2. To move a pinned tab to a different window, right-click on the tab and click **Move tab to another window**.
3. To unpin a tab, right-click the tab and click **Unpin**.



Experiments

108.0.5359.95

Available

Unavailable

Choose ANGLE graphics backend

Choose the graphics backend for ANGLE. D3D11 is used on most Windows computers by default. Using the OpenGL driver as the graphics backend may result in higher performance in some graphics-heavy applications, particularly on NVIDIA GPUs. It can increase **battery** and memory usage of video playback. – Windows
[#use-angle](#)

Default

Enable the **battery** saver mode feature in the settings

When enabled, shows the battery section in the performance settings page – Mac, Windows, Linux, ChromeOS, Fuchsia, Lacros
[#battery-saver-mode-available](#)

Default

Search flags

Reset all

Fill passwords on account selection

Filling of passwords when an account is explicitly selected by the user rather than autofilling credentials on page load. – Mac, Windows, Linux, ChromeOS, Android, Fuchsia, Lacros
[#fill-on-account-select](#)

Default

Search flags

Reset all

Tab Groups Save

Enables users to explicitly save and recall tab groups. – Mac, Windows, Linux, ChromeOS, Fuchsia, Lacros
[#tab-groups-save](#)

Default

Tab Scrolling

Enables tab strip to scroll left and right when full. – Mac, Windows, Linux, ChromeOS, Fuchsia, Lacros
[#scrollable-tabstrip](#)

Default

Search flags

Reset all

Live Caption

Enables the live caption feature which generates captions for media playing in Chrome. Turn the feature on in chrome://settings/accessibility. – Mac, Windows, Linux, ChromeOS, Fuchsia, Lacros
[#enable-accessibility-live-caption](#)

Default

Search flags

Reset all

- Desktop Screenshots**
Enables taking screenshots from the desktop sharing hub. – Mac, Windows, Linux, ChromeOS, Fuchsia, Lacros
[#sharing-desktop-screenshots](#) Default
- Desktop Screenshots Edit Mode**
Enables an edit flow for users who create screenshots on desktop – Mac, Windows, Linux, ChromeOS, Fuchsia, Lacros
[#sharing-desktop-screenshots-edit](#) Default
- Desktop share hub preview**
Adds a preview section to the desktop sharing hub to make it clearer what is about to be shared. – Mac, Windows, Linux, ChromeOS, Fuchsia, Lacros
[#sharing-desktop-share-preview](#) Default
- Share to Google Collections**
Adds an item to the sharing hub to allow sharing to Google Collections. – Mac, Windows, Linux, ChromeOS, Fuchsia, Lacros
[#sharing-desktop-share-to-google-collections](#) Default